



SHIVALIK PUBLIC SCHOOL

SECTOR-78, MOHALI

HOLIDAYS HOMEWORK

SUMMER VACATION



Class- LKG

Session-2024-2025

Dear Parents,

Warm Greetings!

As summer vacations begin, it is time for our students to enjoy and nurture their bond with family, friends, and relatives. Children are born with creativity and the innate curiosity to learn about the things around them. It is vital to help them keep this spark alive and to make learning fun and joyful.

Summer Vacation is round the corner, let every moment of this vacation be a time to unite, connect and enjoy beautiful moments with your child.

**LET'S PLAY, GROW AND LEARN
MY EXTRA LEARNING IN SUMMER BREAK.**

Learning Time:

What Extra can be learnt in summer break.

Learn to wish Good Morning, Good Afternoon and Goodnight.

*** Learn 5 sentences.**

- Good morning, everyone.
- My name is _____
- I am 4/5 years old.
- I study in LKG-A/B/C
- My school's name is Shivalik Public School, Sector78, Mohali.



SUBJECT: ENGLISH

Questions to be practiced at Home

*Converse in English:

1. Converse small sentences in English.
2. Read out story books with big illustrations and discuss the story with your child.
3. Emphasize more on phonic sounds
4. Encourage Word Building words.
5. Do Picture Talk.

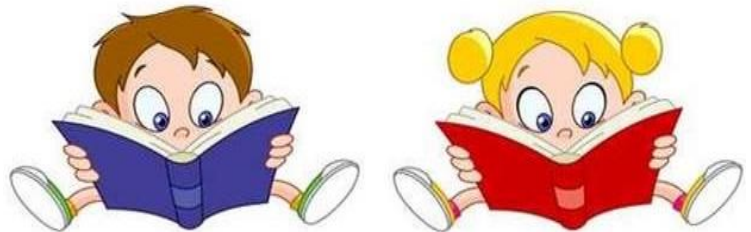
Teachers are trying to encourage the children to use simple words, phrases and sentences like:



- May I come in Ma'am?
- May I drink water?
- May I go to the washroom?
- I am feeling thirsty.
- I am feeling hungry.
- Please give me a pencil/ eraser.

*Children can be encouraged to use simple words and sentences at home also:

- I am hungry please give me something to eat.
- Please give me a glass of water.
- Please open the door.
- Please trim my nails.
- Can I watch T.V.?
- I am feeling sleepy.
- Please change my dress.
- Please give me a toy.
- I want to Play.



Written Work:

ENGLISH WRITTEN WORK IN NOTEBOOK:

- Letter (L, T, I, H, F, E, A, N, M, V)
Write 2 lines of each alphabet (Worksheet attached)

ENGLISH WORK IN WORKBOOK:

- Page number: 36 and 37

RHYMES AND STORIES

Kindly learn Rhymes and stories and make beautiful Flash cards(Any one of them).

RHYMES:

PARTS OF BODY:

2 little hands go clap, clap, clap
2 little feet go tap, tap, tap
2 little eyes open wide
1 little head moves side to side
1 little tongue to taste sour and sweet
1 little mouth to eat a tasty treat!



Mr. SUN:

This is Mr. Sun, yellow and round,
In the blue sky, he can be found!
He comes out in the day,
And at night hides away!
This is Mr. Sun, yellow and round,
In the blue sky, he can be found!



TWO RED APPLES:

Two red apples, hanging on a tree,
One fell down, and smiled at me.
Yummy Yummy Shalalalala
Yummy Yummy Hahahaha



UP IN THE NIGHT SKY:

Up in the night sky what do I see?
Big stars, small stars looking at me!
Shining shining lalalala
Shining shining hahahaha.
Out in the garden what do I see?
Big flowers, small flowers looking
at me!
Blooming blooming lalalala
Blooming blooming ha hahaha.
Down in the ocean what do I see?
Big fish, small fish looking at me!
Swimming swimming lalalala
Swimming swimming ha hahaha.



STORIES:

The Cows And The Tiger

Four cows lived in a forest. They were good friends who did everything together. No other animals were able to kill them for food. One day, they fought and decided to graze in different directions. A tiger saw this and decided it would be easy to kill them now. The tiger hid in a bush and killed the cows one by one.



Moral: Unity is strength.

THE THIRSTY CROW:

It was a hot summer day. I met a crow on the way. The thirsty crow flew up and down, but there was no water around. He flew here and there, looking for water everywhere. He found a pot with a little water, not a lot! He saw some pebbles and an idea he got! He put the pebbles one by one. The water coming up he saw. He drank the water and flew away with a caw, caw, caw!

MORAL: Where there is a will there's a way.



SUBJECT: MATHS

MATHS WRITTEN WORK:

- Practice Number 1, 2, 3 In rough notebook (1 page)





SUBJECT: ART

Spot any 5 differences in the following picture:



Spot 5 differences



Color the following sheet:



SUBJECT: EVS

WORLD AROUND ME WORKBOOK:

- Page number: 18, 20, 22

Project Work:

1. Use your creativity and make a beautiful **TABLE MAT** on A4 sheet and get it laminated.

- Roll Number 1 to 10 make Table mat on Land Transport
- Roll Number 11 to 15 make Table mat on Air Transport
- Roll Number 16 to 20 make Table mat on Water Transport
- Roll Number 21 to 25 make Table mat on Vegetables
- Roll Number 25 to 30 make Table mat on Fruits
- Roll I Number 30 to 35 make Table mat on Shapes

❖ Make something from **BEST OUT OF WASTE MATREIAL** and tell your child about it and encourage your child to do tasks independently under your guidance.

(Label it with your ward's name and class)

Celebrations:

1. To celebrate the **WORLD ENVIRONMENT DAY ON 5th June**. Plant a sapling with the help of your parents and take beautiful pictures.
2. Make a **CARD** for your father on **FATHER'S DAY i.e. 16th June,24**. (Few examples for reference)



MOVIE TIME



The Lion King (1994)



Toy Story (1995)




Up (2009)


Let your child watch these movies in this vacation.

Important:

"Please ensure that your child only completes the amount of work that has been assigned, and does not create any extra pages in any of the books."

"Good wishes for a marvellous vacation!"





F F E E

Handwriting practice lines consisting of multiple sets of four horizontal lines (red, blue, blue, red) for practicing the letters F and E.


A

A

N

N

Handwriting practice lines consisting of 15 sets of three horizontal lines (top red, middle blue, bottom red) for tracing and writing practice.



happy
SUMMER
HOLIDAY

